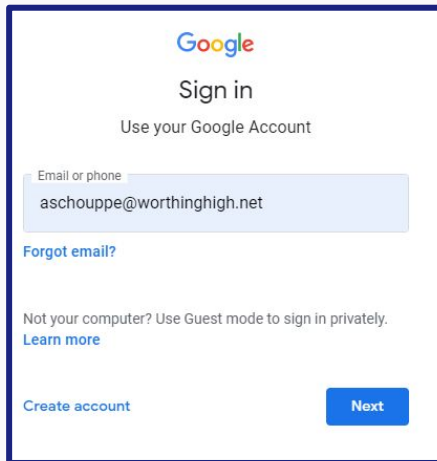


Summer Project Work

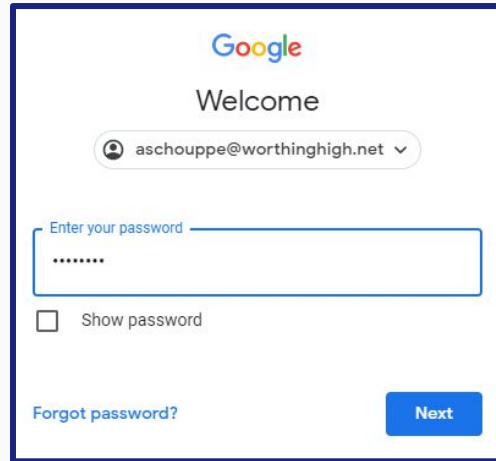


Sign into Google

Make sure you are signed in with your school email and password.
This document can help if you are struggling to sign in. <https://tinyurl.com/vmnp6ruv>



This is a screenshot of the Google Sign in page. At the top is the Google logo, followed by the text "Sign in" and "Use your Google Account". Below this is a text input field labeled "Email or phone" containing the email address "aschouppe@worthinghigh.net". To the left of the input field is a link "Forgot email?". At the bottom left, there is a link "Create account". At the bottom right, there is a blue button labeled "Next".

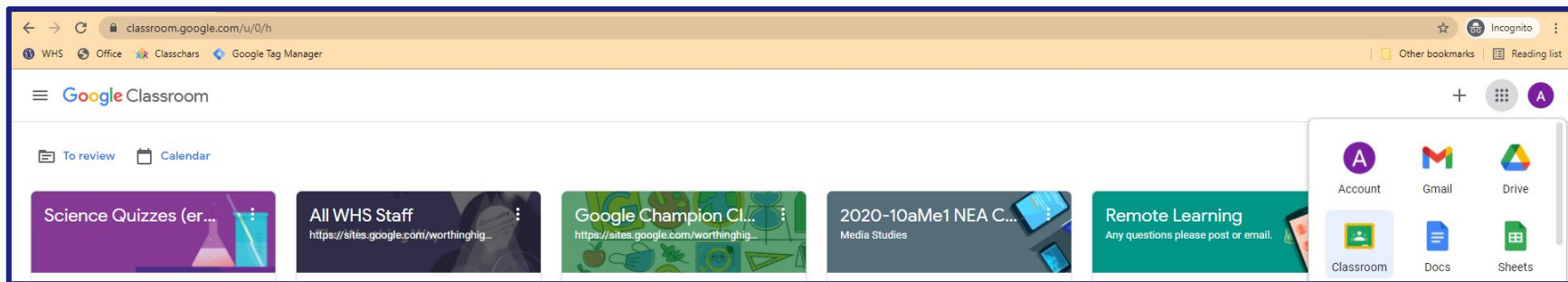


This is a screenshot of the Google Welcome page. At the top is the Google logo, followed by the text "Welcome". Below this is a dropdown menu showing the email address "aschouppe@worthinghigh.net" with a downward arrow. Below the dropdown is a text input field labeled "Enter your password" containing several dots. To the left of the input field is a checkbox labeled "Show password". At the bottom left, there is a link "Forgot password?". At the bottom right, there is a blue button labeled "Next".

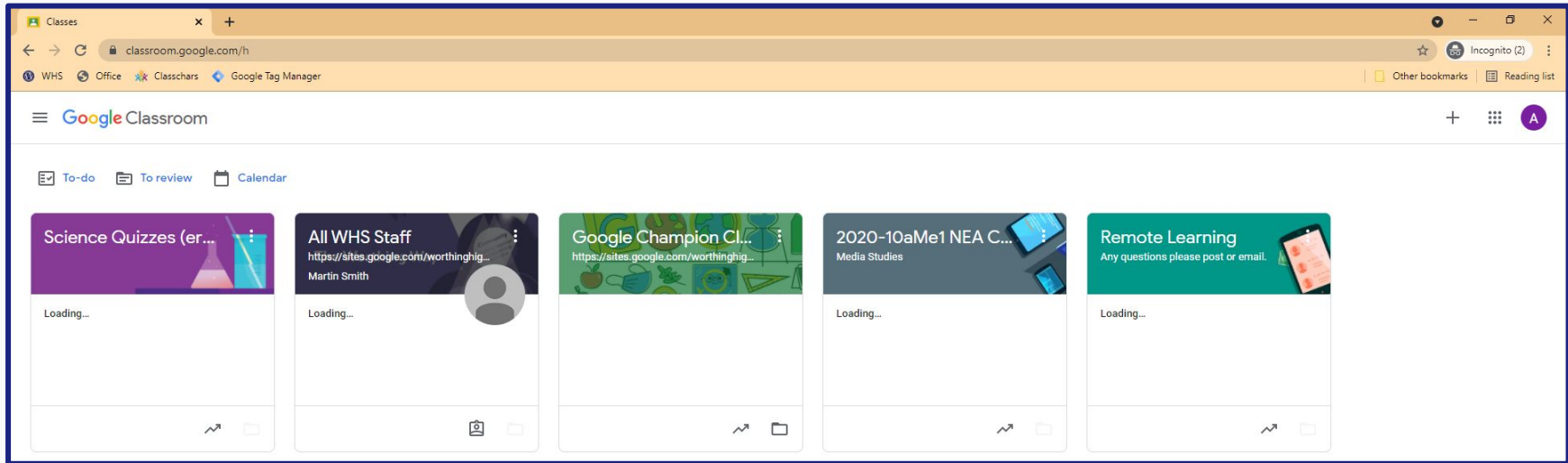
Go to Google Classroom

Classroom.google.com

Using the waffle



Go to your Class



Your Stream

Your stream will have posts and comments about your class.

The screenshot shows the Google Classroom interface for a class named "Google Champion Club". The URL is <https://sites.google.com/worthinghigh.net/howto/home-page>. The class code is 3224pwg and the Meet link is <https://meet.google.com/lookup/hedddisoww>. The stream shows a post by Anna Schouppe from June 10, titled "Have a go at commenting your idea of an attraction on the post below by next week!". The post includes a list of instructions: "Feel free to work through the tasks independently", "Use this classroom for suggestions and conversations about Google", and "Check-ins on Thursday lunchtimes to discuss progress and share ideas". There is also a post by Anna Schouppe from May 25, titled "We will be creating our own attractions using Google".

Google Champion Club
<https://sites.google.com/worthinghigh.net/howto/home-page>
Class code: 3224pwg
Meet link: <https://meet.google.com/lookup/hedddisoww>

Stream | Classwork | People | Grades

Upcoming
No work due soon
[View all](#)

Announce something to your class

Anna Schouppe
Jun 10 (Edited Jun 10)
Have a go at commenting your idea of an attraction on the post below by next week! :

- Feel free to work through the tasks independently.
- Use this classroom for suggestions and conversations about Google.
- Check-ins on Thursday lunchtimes to discuss progress and share ideas.

Add class comment...

Anna Schouppe
May 25
We will be creating our own attractions using Google.

Go to Classwork



Your Summer Project should be clearly labelled. Click the name to view details.

The screenshot shows a web browser window with the URL `classroom.google.com/w/MzA5NDg1NjIzMjky/t/all`. The page title is "Classwork for Staff Training Class". The interface includes a top navigation bar with "Stream", "Classwork", and "People" tabs. Below this, there are links for "View your work", "Google Calendar", and "Class Drive folder". The main content area displays a list of assignments under the heading "SUMMER PROJECT 2021". The first assignment is titled "SUMMER PROJECT: Name of project here" and is marked as "HOMEWORK" with a due date of "Due Sep 1, 11:59 PM". The left sidebar shows the "Staff Training Classroom" and a list of topics including "All topics", "SUMMER PROJECT ...", and "Twilight - 29th April ...".

Your Assignment will look a bit like this..

Additional
information
and resources
will be
attached here.


Some teachers
will have
attached
marking
criteria.

 **SUMMER PROJECT: Name of project here** 


Anna Schoupe • 10:34 AM


HOMEWORK Due Sep 1, 11:59 PM


Include a brief description of the summer project or the different elements they should submit.




How to submit assignment l...
YouTube video • 4 minutes

/5 

 Collapse criteria

/5 

A	B	C	D
1 pt	2 pts	3 pts	
1 Point	2 Points	3 Points	4 Points


 Class comments

Add a class comment

Your work Assigned

+ Add or create


Mark as done


 Private comments
Add comment to Anna Schoupe

You can submit more than one item.

Turn in when you are done - you can always resubmit.


Your workAssigned

3.PNG
Image

5.PNG
Image


+ Add or create


Turn in


Private comments

Add comment to Anna Schouppe


You can choose the format that best suits you and your assignment.


Google Drive


Link


File

Create new

Docs

Slides

Sheets

Drawings

You can send comments to your teacher about your work.

You can use your Class Site to help!

<https://sites.google.com/worthinghigh.net/curriculum>
Some are still under development.

